



NJSC KARAGANDA MEDICAL UNIVERSITY

**A guide to selecting and registering for selective disciplines  
in the AIS "Platonus" and on the student portal**

Karaganda 2022

## Dear students!

To study the disciplines included in the component of your choice of educational program, you need to pass the registration procedure for elective disciplines in the amount of the established credits.

The selection of elective disciplines takes place within three days after the announcement of the entry for them. Ads are published on the student portal and in the AIS "Platonus".

Registration for elective disciplines is carried out in the AIS "Platonus", and for internship disciplines – through the student portal.

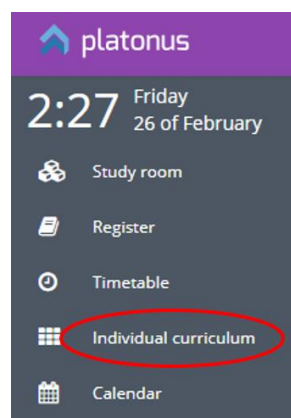
To successfully enroll in elective disciplines, please read the suggested instructions.

Department of Academic Work will collect your applications and send them to the Schools. Based on the applications of students of the entire course, Schools will form groups based on profitability, the chosen elective discipline and the language of education.

### A guide to selecting and registering for selective disciplines in the AIS "Platonus"

1. Enter AIS "Platonus" under your account.

2. Go to the "Individual Curriculum"



3. To learn about the catalogue of elective disciplines, choose the "Subjects/modules catalogue".

Individual curriculum of

Core subjects   Disciplines of the University component   Electives   Catalog of modules

Не рекомендуется брать меньше 28 или больше 50 кредитов для изучения в один академический период.  
Вы набрали слишком маленькое количество кредитов для изучения в 1 академическом семестре 2 курса.  
Вы набрали слишком маленькое количество кредитов для изучения в 1 академическом семестре 3 курса.  
Вы набрали слишком маленькое количество кредитов для изучения в 2 академическом семестре 3 курса.  
Вы набрали слишком маленькое количество кредитов для изучения в 1 академическом семестре 4 курса.  
Вы набрали слишком маленькое количество кредитов для изучения в 2 академическом семестре 4 курса.  
Вы набрали слишком маленькое количество кредитов для изучения в 1 академическом семестре 5 курса.  
Вы набрали слишком маленькое количество кредитов для изучения в 2 академическом семестре 5 курса.

Course	Academic year	Term
All	All	All
И/П	Print	Export to MS Excel

Subjects/modules catalogue

4. Download the catalog on your device.

#### Subjects/modules catalogue

НАЗВАНИЕ	FILE
КЭД на 20-21 уч.год 5 курс ОМ	КЭД 2020-2021 уч.год для 5 курса ОМ.docx



5. After a detailed review of the catalogue and the choice of elective disciplines, return to the "Individual Curriculum" (see Paragraph 2 of this guide)

6. After moving to the "Individual Curriculum" click "Elective Disciplines"

Individual curriculum of

Individual curriculum of

Core subjects Electives Catalog of modules

Предупреждения:  
Суммарное количество кредитов по циклу GER элективных дисциплин 0 меньше необходимого 13  
Суммарное количество кредитов по циклу BS элективных дисциплин 0 меньше необходимого 32

Electives

\* - помечены переполненные группы

Add

7. In the window that appears, click "Add"

8. Next, choose the next school year "2023-2024"

Electives

Academic year 2023-2024

SU CC 2020-2021

STUDY LANGUAGE OF THE DISCIPLINE SUBJECT TYPE TUTOR CYCLE CREDITS COURSE PERIOD AC. MODE OF ASSESSMENT

2023-2024

9. Choose the elective disciplines you want to study, according to the amount of credits required for your course in the cycle of disciplines.

Electives

Academic year 2020-2021

should be highlight

SUBJECT CODE	NAME	THE STUDY LANGUAGE OF THE DISCIPLINE	SUBJECT TYPE	TUTOR	CYCLE	CREDITS	COURSE	PERIOD	AC.
CB 5306	Clinical Biochemistry	русский	Student and Tutor Independent Classes	Понамарева Ольга Анатольевна (2020-2021)	AS	4	5	1	
5307		русский	Practices, seminars	There are no tutors					
			Student and Tutor Independent Classes	There are no tutors	AS	4	5	1	
MRCITPOG 5342	managing risk cases in the practice of GP	русский	Student and Tutor Independent Classes	There are no tutors	AS	4	5	1	Examination

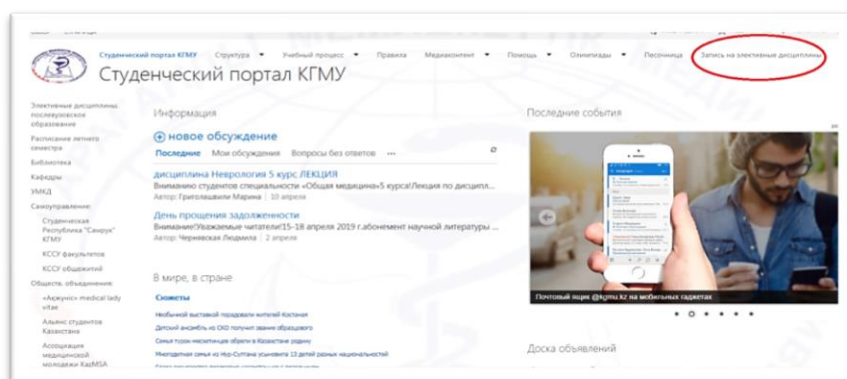
Submit applications

10. After choosing the required number of elective disciplines, click "Submit applications"

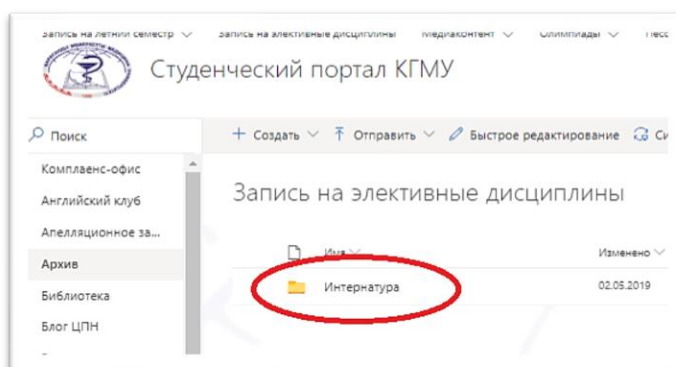
## A guide to selecting and registering for selective disciplines on the student portal

1. Sign up under your account to the student portal

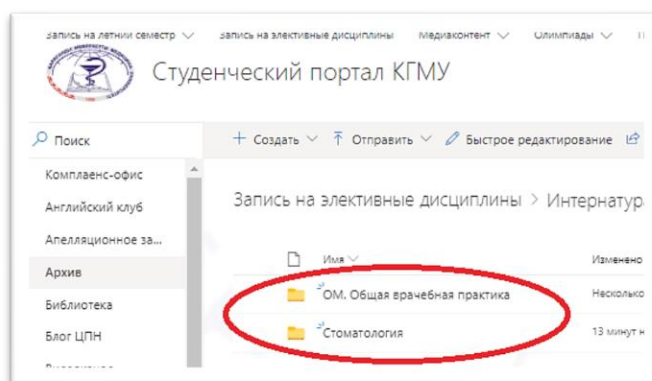
<https://sp.kgmu.kz/>,  
open the "Record for  
Elective Discipline" tab



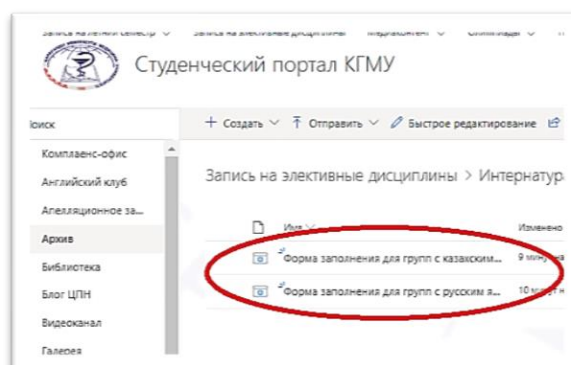
2. Choose the direction of the → "Internship"



3. In the open window, choose a folder with the name of your specialty



4. Take a form to fill out depending on your language of instruction



5. In the selected form to fill all the fields:  
"Full name," "Indicate group number," "Choose the language of learning," "Choose a form of funding," "Choose the elective disciplines specified in the form of the required amount of credit for the 2023-2024 school year."

6. In the final stage, click on the "Send" button